




Birthday Block of the Month Club



Celebrate the Quilt Alliance's 30th Anniversary with a once-in-a-lifetime block of the month bringing together nine beloved quilt designers and their stories.

www.quiltalliance.org | [@quiltalliance](https://twitter.com/quiltalliance) | blockparty@quiltalliance.org

Fabric Requirements

Fabric	Fabric Requirements Lap (52" x 52")	Quilt Colors Art Gallery Fabrics PURE Solids
Color 1	1/2 yd	Evergreen
Color 2	3/4 yd	Swimming Pool
Color 3	3/4 yd *	Creme de la Creme
Color 4	3/4 yd	Sweet Fig
Color 5	1/2 yd	Cabernet
Background	1 1/4 yd *	Creme de la Creme
Backing	3 1/4 yd	
Binding	1/2 yd	

* The cover example of this quilt uses the same colors for Color 3 and the Background. If you'd like to do the same, order 2 yards of continuous fabric. If you'd like Color 3 and the Background to be different, follow the requirements above.

Information and Tips

Due to the variation from quilter to quilter in the improv block (Month 2) and the foundation paper piecing block (Month 4), we have rounded all fabric requirements up to the nearest quarter yard to give you extra wiggle room.

Cutting requirements for each block will be included in the monthly block pattern. Each block pattern will be emailed to Quilt Alliance supporters and a new monthly blog post will include extra tips and tricks, one of the Quilt Alliance's signature Go Tell It videos from the block's designer, and a quilt documentation tip.


Follow along with the colors used in the cover quilt (listed in the fabric requirements above), an alternative color palette shown to the right, or choose your own color palette! All colors on this page are Art Gallery PURE Solids.

You could also find prints in the same colors as the suggested palettes, create your own color palette on the next page, or make a scrappy version using fabrics from your stash!

Alternative Color Palettes



Make Your Own Color Palette!



Print this page as many times as you want and color it in to find your perfect colors.

Quilt documentation tip! When you decide which colors you're using, record the fabric companies and color names here.

Color 1: _____

Color 4: _____



Color 2: _____

Color 5: _____



Color 3: _____

Color 6: _____

Alternative Block Layouts



The quilt diagram on the cover of this packet shows the blocks laid out in the order you'll receive them over the next nine months. But you don't have to stick to that layout — experiment as much as you want! In the last month of the Quilt Alliance's Birthday Block of the Month, you'll receive finishing instructions for this lap quilt. Lay the blocks out until you are happy with the finished look. Above are two different examples.



If you fall in love with one block, consider repeating that single block! You'll need to figure out the fabric requirements for this change, but we encourage you to follow your vision and do whatever makes you happy. Above on the left is an example of using one block, designed by Suzy Williams, in the lap size of this pattern. On the right, the same block is repeated without sashing and with an extra row on each side to make a lap quilt with a different design that is still part of the Quilt Alliance Birthday Block of the Month.


Meet the Designers!

About the Quilt Alliance

Quilt Alliance is a nonprofit 501c3 organization established in 1993 with a mission to document, preserve, and share our American quilt heritage by collecting the rich stories that historic and contemporary quilts, and their makers, tell about our nation's diverse peoples and their communities.

In support of this mission, the Alliance brings together quilt makers and designers, the quilt industry, quilt scholars and teachers, and quilt collectors to further the following goals:

- to promote the understanding of the quilt as an important American grassroots art form
- to share stories and documentation about quilts with a broad public
- to educate Americans about the importance of documenting quilts and quiltmakers so that their stories will not be lost



Ricky Tims

A best-selling author, enthusiastic and encouraging teacher, an award-winning quilter, fabric designer, talented speaker, and novelist, Ricky's entertaining presentations feature live music and humor combined with scholarly insights and motivational anecdotes. Ricky began designing and making quilts in 1991 and was named one of The Thirty Most Distinguished Quilters in the World. In 2009 he was selected (in a three-way tie) by the readers of Quilter's Newsletter Magazine as The Most Influential Person in the Quilting Industry. He is the co-founder and co-host of The Quilt Show.

rickytims.com | [Facebook](#) | [Instagram](#)

Zak Foster

Raised in rural North Carolina and now living in Brooklyn, New York, Zak is a community-taught artist whose work draws on Southern textile traditions and repurposed fabrics. He practices an approach to design that is intuitive and improvisational. He is especially drawn to preserving the stories of quilts and specializes in memory quilts and burial quilts. His work has been featured in on the red carpet of the Met Gala, the Metropolitan Museum of Art, and more. His QUILTY NOOK community connects and inspires quilters and makers worldwide.

zakfoster.com | [Instagram](#)





Pat Sloan

Known as “The Voice of Quilting” Pat Sloan is a quilt designer, author, fabric designer, and popular podcast host. Her passion is hosting sew alongs and YouTube videos. For 10 years, Pat produced and hosted a podcast for American Patchwork & Quilting Magazine. She’s also the host of Aurifil’s Designer of the Month program and has published patterns independently and through magazines including McCall’s Quilting, Quilters World, and Quilting Arts. With her daily YouTube videos and large internet community, join her to be inspired to make quilts that you love!

patsloan.com | [Facebook](#) | [YouTube](#)

Sheri Cifaldi-Morrill

Sheri Cifaldi-Morrill of Whole Circle Studio is a designer who creates quilts that are both decorative and functional, blurring the divisions between art, design, and craft. After working as a practicing graphic designer for over 20 years, she taught herself how to sew and discovered a passion for designing and making modern quilts. This exploration led her to pursue new opportunities and work with her hands to start her own studio business, specializing in the design of custom modern quilts, patterns, surface design illustration, and products.

wholecirclestudio.com | [Instagram](#) | [Facebook](#)



Suzy Williams

Suzy Williams is the founder of Suzy Quilts, a quilt pattern company and blog that is rooted in a deep love for the heritage and tradition of quilting and a desire to craft unique, contemporary textiles. Suzy uses her graphic design background to transform conventional sewing into a fresh, personal interpretation of minimal, modern design. Since its founding, Suzy Quilts has published over 60 quilt patterns and over 400 blog posts, growing an organic community of enthusiastic quilters along the way. Suzy is also a fabric designer with Art Gallery Fabrics.

suzyquilts.com | [Instagram](#) | [Facebook](#)

Andrea Tsang Jackson

Andrea Tsang Jackson of 3rd Story Workshop is a textile artist, quilt designer, author, and educator based in Halifax, Nova Scotia, Canada. After working in various design fields and settings ranging from architecture to museums, the quilting medium called to her as a way to explore place, belonging, and agency. Her background in architecture has allowed her to understand the design process from a variety of approaches; her training in life has taught her about the beauty in mess.

3rdstoryworkshop.com | [Instagram](#)



Bonnie Hunter

Bonnie K Hunter is passionate about quilt quilting, focusing mainly on scrap quilts with the simple feeling of “making do.” Dedicated to continuing the traditions of quilting, Bonnie enjoys meeting with quilters, challenging quilters to break the rules, thinking outside the box, and finding what brings them joy. Bonnie retired from the quilt teaching & lecture circuit in 2020 after the opening of her dream come true — Quiltville Inn, a big old 1884 victorian house turned retreat center in Southwestern Virginia. Catch up with Bonnie’s doings through her extensive website and almost daily blog.

quiltville.com | Facebook



Carole Lyles Shaw

Carole Lyles Shaw is an award-winning modern quilter, fiber artist, and workshop teacher. Her passion is to inspire quilters to explore the fun and creative freedom in making modern quilts. Carole taught herself to quilt so that she could make quilts for her wonderful nieces and nephews. She is drawn to modern quilting because it focuses on bringing individualism and free expression to the quilts made today. Carole teaches workshops to help quilters confidently and joyfully dive into modern quilting. Her students say that her workshops inspire them to let their creative voices shine.

carolelylesshaw.com | Instagram

Georgia Bonesteel

Since 1978 when her television program, “Lap Quilting with Georgia Bonesteel,” debuted on North Carolina Public Television, Georgia has been one of the most watched and notable teachers in quilting. Her methods and designs respect traditions and push quilters to explore creativity. Georgia’s most recent book, *Scrap Happy Quilts* is both a memoir of her life in quilts and new projects and patterns for quilters of all skills. Today, Georgia lives a busy semi-retired life volunteering her master gardening skills to the community and her own garden, while continuing to create quilts projects on a daily basis.

georgiabonesteel.com | Facebook



Laura Hopper, Block of the Month Host

Laura is a quilter, writer, and curator who currently serves as the co-president of the Quilt Alliance. She works as the Creative Operations Manager for Suzy Quilts and worked previously at Benzie Design and Craft Industry Alliance. She is a past president of the Chicago Modern Quilt Guild and frequent collaborator in the quilt world. Her writing has appeared in numerous publications including *Quiltfolk*, *Modern Patchwork*, and *Curated Quilts*. Before working in the quilt industry, Laura worked as an award-winning museum curator.

sonicstitchesquilts.com | Instagram